




 plastpro[®]

FIBERGLASS DOORS for the Door Shop



VOLUME 5

Builders
Hardware
Inc.

bhiflorida.com

BHIPDSVOL5 2021




PLASTPRO® FIBERGLASS DOORS

Best-in-class top-quality doors which offer exceptional durability, energy benefits, sound proofing, fire rating, structural and impact rating performances.

FEATURES

- Heavy duty full-length LVL lock block
- Heavy duty full-length LVL hinge-side reinforcement
- Patented Hydroshield Technology
- High-impact compression molded skins
- Full-length composite stiles
- Composite top & bottom rails
- CFC high-density polyurethane foam core



STAIN KITS



BLACK CAVIAR
STKBC



DARK CHOCOLATE
TRUFFLE
STKDC

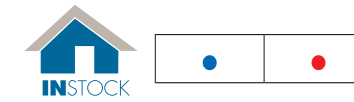


MOCHA
STKMOCHA



MINK
STKMINK

For information on how to stain a door, please visit BHIFlorida.com

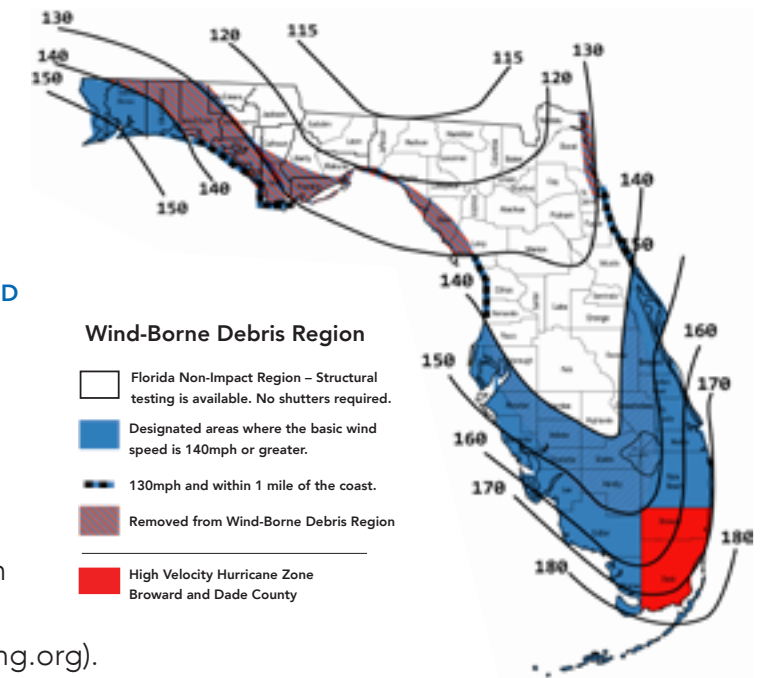
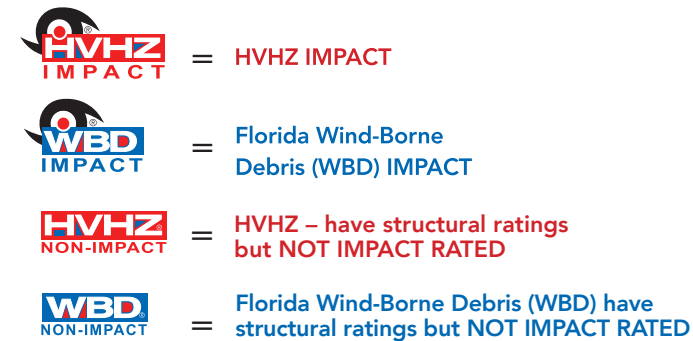


All products featured are in stock. Red bullets represent panels for use in the HVHZ (High Velocity Hurricane Zone) and blue bullets represent panels for use in the WBD (Wind Borne Debris) Zones.

BHI continues a commitment to service excellence as we bring enduring beauty and value to exterior doors throughout Florida – Established in 1954.

All doors are backed by the manufacturer's warranty.

Code Compliance



All door panels shown in this catalog (listed as HVHZ or WBD) will meet local and state product approval requirements when:

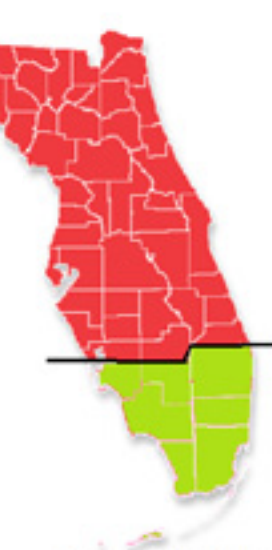
- Used with the correct components
- Assembled by a qualified door shop that has third party quality assurance certification
- Used in compliance with actual Plastpro Florida product approvals (See floridabuilding.org).

Energy Compliance



Climate Zone 1		
	Impact	Non-Imp
Fenestration U-Factor	≤ .75	≤ .65
Glazed Fenestration SHGC	≤ .25	≤ .25

Climate Zone 2		
	Impact	Non-Imp
Fenestration U-Factor	≤ .65	≤ .40
Glazed Fenestration SHGC	≤ .25	≤ .25



All door panels as shown meet the Florida State Minimum Energy Code. For these doors to qualify in a system, components that meet the energy standard must be used, and should be labeled by a certified shop with NFRC labels.





Modern and Shaker Collection

The Modern Door collection combines sleek contemporary design with technologically advanced construction. Our carved doors add elegant and contemporary features.

All door panels are sold unfinished.

RESIDENTIAL LIMITED LIFETIME WARRANTY

FIRE RATED DOORS CAN BE SPECIAL ORDERED, MINIMUM QUANTITIES MAY APPLY.

MEETS ENERGY STANDARDS

MODERN & SHAKER COLLECTION



PART NUMBER	HEIGHT	2/6	2/8	2/10	3/0	3/6	2/6	2/8	2/10	3/0	3/6
DMG511R MODERN	6/8						●			●	
DMG5180IR MODERN	8/0									●	
DRS1K 1 PANEL	6/8				●						
DRS2K 2 PANEL	6/8				●						
DRS3F 3 PANEL	6/8		●		●						
DRF3F 3-PANEL	6/8				●						
DRS50 5 PANEL	6/8				●						
DRS3F80 3 PANEL	8/0				●						




When purchasing SKUs for the High Velocity Hurricane Zone (HVHZ) please indicate "IR" in your SKU when ordering. High Velocity approved door slabs can be used for Wind-borne Debris units. Many sizes or designs not shown as stock can be special ordered.

IMPACT MODERN COLLECTION

IMPACT SHAKER COLLECTION

6/8 Doors



DMG511R MODERN

8/0 Doors



DMG5180 MODERN

6/8 Doors




DRS1K 1 PANEL



DRS2K 2 PANEL



DRS3F 3 PANEL



DRF3F 3-PANEL (FIR GRAIN)



DRS50 5 PANEL

8/0 Doors



DRS3F80 3 PANEL



Rustic Collection

Distinct European architectural style. When stained, deep wood graining and plank detail resemble the true look of a distressed wood door.

All door panels are sold unfinished.

RESIDENTIAL LIMITED LIFETIME WARRANTY


FIRE RATED DOORS CAN BE SPECIAL ORDERED, MINIMUM QUANTITIES MAY APPLY.

MEETS ENERGY STANDARDS

FIBERGLASS RUSTIC COLLECTION



PART NUMBER	HEIGHT	WBD IMPACT						HVHZ IMPACT								
		12"	14"	2/6	2/8	2/10	3/0	3/6	12"	14"	2/6	2/8	2/10	3/0	3/6	
DRA1P 1 PANEL PLANK	6/8															
DRA2A 2-PANEL ARCH PLANK	6/8															
DRA2B 2 PANEL SQUARE	6/8															
DRA2D 2-PANEL ARCH	6/8															
SLA2B SIDELIGHT	6/8	●	●													
DRA2P80 2-PANEL PLANK	8/0															
DRA2A80 2-PANEL ARCH PLANK	8/0															
SLM608010CO (9 X 81 CUT OUT)	8/0	●														



When purchasing SKUs for the High Velocity Hurricane Zone (HVHZ) please indicate "IR" in your SKU when ordering. High Velocity approved door slabs can be used for Wind-borne Debris units. Many sizes or designs not shown as stock can be special ordered.



IMPACT FIBERGLASS RUSTIC COLLECTION 6/8 Doors



IMPACT FIBERGLASS RUSTIC COLLECTION 8/0 Doors

CLAVOS OPTIONS



1.50" ACCLP12Q SQUARE CLAVOS



1.25" ACCLP14Q SQUARE CLAVOS



1.50" ACCLP12R ROUND CLAVOS



1.25" ACCLP14R ROUND CLAVOS



DRA1P 1 PANEL PLANK



DRA2A 2-PANEL ARCH PLANK



DRA2B 2 PANEL SQUARE



DRA2D 2-PANEL ARCH



SLA2B SIDELIGHT



DRA2P80 2-PANEL SQUARE PLANK



DRA2A80 2-PANEL ARCH PLANK



SLM6080 CO SIDELIGHT



Shown in Cherry Finish.



Fiberglass Woodgrain Textured 6/8

Woodgrain doors have a stainable rich oak grain pattern that resembles the look, feel, and texture of real wood without any of the problems associated with wood.

*All door panels are sold unfinished.
Natural color of wood grain textured is tan.

RESIDENTIAL LIMITED LIFETIME WARRANTY

FIRE RATED DOORS CAN BE SPECIAL ORDERED, MINIMUM QUANTITIES MAY APPLY.

MEETS ENERGY STANDARDS

FIBERGLASS WOODGRAIN 6/8

PART NUMBER	WBD IMPACT							HVHZ IMPACT											
	12"	14"	2/0	2/4	2/6	2/8	2/10	3/0	3/6	12"	14"	2/0	2/4	2/6	2/8	2/10	3/0	3/6	
DRG00 FLUSH			•	•	•	•	•	•						•	•	•	•		
DRG00 FLUSH (23 X 65 CUT OUT) *(21X65 CUT OUT)					*	•		•											
DRG29 2-PANEL 3/4 HERITAGE								•											
DRG3P 3/4 PREMIUM								•											
DRG40 BLANK TOP						•		•							•			•	
DRG40 (23X37 CUT OUT)								•											
DRG49 3/4 4-PANEL						•		•										•	
DRG60 6-PANEL					•			•						•				•	
DRG61 NARROW UTILITY 6-PANEL															•				
DRG63 NARROW UTILITY 6-PANEL						•													
DRG6C CRAFTSMAN								•											
DRG80 8-PANEL CENTER ARCH																		•	
SLG00 FLUSH SIDELIGHT	•	•																	
SLG00 SIDELIGHT (8 X 65 CUT OUT)	•	•								•	•								
SLG49 SIDELIGHT (9 X 49 CUT OUT)	•	•																	
SLG60 SIDELIGHT (9 X 37 CUT OUT)	•																		




When purchasing SKUs for the High Velocity Hurricane Zone (HVHZ) please indicate "IR" in your SKU when ordering. High Velocity approved door slabs can be used for Wind-borne Debris units. Many sizes or designs not shown as stock can be special ordered.



IMPACT FIBERGLASS WOOD GRAIN TEXTURED 6/8 Doors

IMPACT FIBERGLASS WOOD GRAIN TEXTURED 6/8 Doors



DRG00 • FLUSH
DRG00 7/0
shown unfinished



DRG29 • 2-PANEL
3/4 HERITAGE



DRG3P
3/4 PREMIUM



DRG40
BLANK TOP



DRG49
3/4 4-PANEL



DRG60/DRG61*/DRG63*
6-PANEL



DRG6C
CRAFTSMAN



DRG80 • 8-PANEL
CENTER ARCH



SLG00
SIDELIGHT
(FLUSH)



SLG00
SIDELIGHT
(CUTOUT 8x65)



SLG49
SIDELIGHT
(CUTOUT 9x49)



SLG60
SIDELIGHT
(CUTOUT 9x37)

*NARROW EMBOSSED
*CAN BE CUT OUT FOR VARIOUS
SIZE DOOR LIGHTS



Fiberglass Woodgrain Textured 8/0

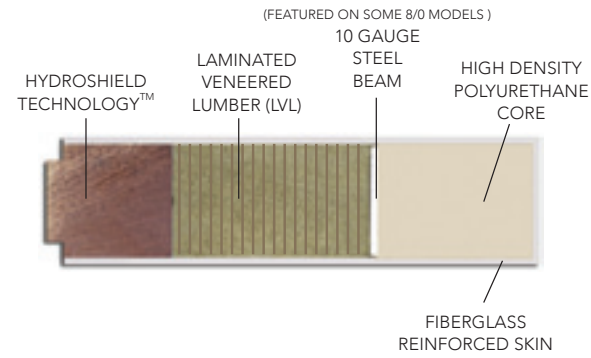
Woodgrain doors have a stainable rich oak grain pattern that resembles the look, feel, and texture of real wood without any of the problems associated with wood.

*All door panels are sold unfinished.
Natural color of wood grain textured is tan.

RESIDENTIAL LIMITED LIFETIME WARRANTY

FIRE RATED DOORS CAN BE SPECIAL ORDERED, MINIMUM QUANTITIES MAY APPLY.

MEETS ENERGY STANDARDS



FIBERGLASS WOODGRAIN 8/0



PART NUMBER	WBD IMPACT						HVHZ IMPACT						
	12"	14"	2/0	2/6	2/8	2/10	3/0	12"	14"	2/6	2/8	2/10	3/0
DRG0080 FLUSH			●	●	●	●	●				●		●
DRG0080 FLUSH (23 X 81 CUT OUT)				●	●		●						
DRG2980 2-PANEL					●		●						
DRG3080 3-PANEL							●						
DRG4180 TRUE 4-PANEL							●						
DRG6080 6-PANEL					●		●						●
DRG8080 8-PANEL CENTER ARCH							●						
DRG9180 9-PANEL							●						
SLG0080 FLUSH SIDELIGHT	●	●											
SLG0080 FLUSH SIDELIGHT (9 X 81 CUT OUT)	●	●											
SLG3080 SIDELIGHT (8 X 65 CUT OUT)	●	●											



When purchasing SKUs for the High Velocity Hurricane Zone (HVHZ) please indicate "IR" in your SKU when ordering. High Velocity approved door slabs can be used for Wind-borne Debris units. Many sizes or designs not shown as stock can be special ordered.




IMPACT FIBERGLASS WOOD GRAIN TEXTURED 8/0 Doors



DRG0080 • FLUSH
shown unfinished



DRG2980
2-PANEL



DRG3080
3-PANEL



DRG4180
TRUE 4-PANEL



DRG6080
6-PANEL



DRG8080
8-PANEL
CENTER ARCH



DRG9180
9-PANEL



SLG0080
SIDELIGHT



SLG0080
SIDELIGHT
(CUTOUT 9X81)



SLG3080
SIDELIGHT
(CUTOUT 8X65)



Fiberglass Smooth Skin 6/8

These doors are scratch-resistant! Patented, pre-pigmented white skin infuses the door white through and through. Can be painted or faux finished to coordinate with your home decor.

All door panels are sold unfinished. Natural color of smooth is white.

RESIDENTIAL 25 YEAR LIMITED WARRANTY

INDICATES STOCKED 20 MINUTE FIRE RATED DOORS. OTHER FIRE RATED DOORS CAN BE SPECIAL ORDERED, MINIMUM QUANTITIES MAY APPLY.

MEETS ENERGY STANDARDS



FIBERGLASS SMOOTH SKIN 6/8




PART NUMBER	WBD IMPACT							HVHZ IMPACT								
	12"	14"	2/0	2/4	2/6	2/8	2/10	3/0	12"	14"	2/0	2/4	2/6	2/8	2/10	3/0
DRS00 FLUSH			•	•	•	•	•	•			•	•	•	•	•	•
DRS00 FLUSH (FULL CUT OUT, NO PREP) 2/8, 2/10, 3/0 (23 x 65), 2/6 (21 x 65), 2/0 (15 x 65) CUT OUT			•		•	•	•	•								•
DRS0021078 FLUSH (2/10 x 78" UNDERSIZE)							•									
DRS0021078 FLUSH (2/10 x 78" UNDERSIZE 23 x 65 CUT OUT)							•									
DRS002 FLUSH 20 MIN								•								
DRS00 FLUSH (FULL CUT OUT, HINGE, LOCK & DEAD BOLT PREPPED) 2/8, 2/10, 3/0 (23 x 65), 2/6 (21 x 65) CUT OUT					•	•	•	•								
DRS29 2-PANEL SQUARE						•		•								•
DRS2B 2-PANEL SQUARE TOP						•		•						•		•
DRS2D 2-PANEL ARCH TOP						•		•								•
DRS2G 2-PANEL PLANK ARCH						•		•								•
DRS3E 3-PANEL 3/4 ELITE								•								
DRS3P 3/4 PREMIUM								•								
DRS60 6-PANEL					•			•				•				•
DRS60 6-PANEL LOCK, DEADBOLT, HINGE-PREP, 20 MIN								•								
DRS60 6-PANEL LOCK, DEADBOLT, HINGE-PREP								•								
DRS61 NARROW UTILITY 6-PANEL							•	•						•	•	
DRS63 NARROW UTILITY 6-PANEL						•										
DRS61 NARROW UTILITY 6-PANEL(LOCK, DEADBOLT & HINGE PREPPED) 20 MIN. FIRE RATED						•										



When purchasing SKUs for the High Velocity Hurricane Zone (HVHZ) please indicate "IR" in your SKU when ordering. High Velocity approved door slabs can be used for Wind-borne Debris units. Many sizes or designs not shown as stock can be special ordered.

IMPACT FIBERGLASS SMOOTH SKIN 6/8 Doors

IMPACT FIBERGLASS SMOOTH SKIN 6/8 Doors



DRS00 FLUSH



DRS29 2-PANEL SQUARE



DRS2B 2-PANEL SQUARE TOP



DRS2D 2-PANEL ARCH TOP



DRS2G 2-PANEL PLANK ARCH



DRS3E 3-PANEL 3/4 ELITE



DRS3P 3/4 PREMIUM



DRS60/DRS61*/DRS63* 6-PANEL

*NARROW EMBOSSED
*CAN BE CUT OUT FOR VARIOUS SIZE DOOR LIGHTS

FIBERGLASS SMOOTH SKIN 7/0



PART NUMBER	WBD IMPACT						HVHZ IMPACT					
	12"	14"	2/6	2/8	2/10	3/0	12"	14"	2/6	2/8	2/10	3/0
DRS0070 FLUSH				•		•						
DRS6170 6-PANEL						•						



When purchasing SKUs for the High Velocity Hurricane Zone (HVHZ) please indicate "IR" in your SKU when ordering. High Velocity approved door slabs can be used for Wind-borne Debris units. Many sizes or designs not shown as stock can be special ordered.



Fiberglass Smooth Skin 6/8

These doors are scratch-resistant! Patented, pre-pigmented white skin infuses the door white through and through. Can be painted or faux finished to coordinate with your home decor.

All door panels are sold unfinished. Natural color of smooth is white.

RESIDENTIAL 25 YEAR LIMITED WARRANTY

FIRE RATED DOORS CAN BE SPECIAL ORDERED, MINIMUM QUANTITIES MAY APPLY.

MEETS ENERGY STANDARDS

FIBERGLASS SMOOTH SKIN 6/8



PART NUMBER	WBD IMPACT						HVHZ IMPACT					
	12"	14"	2/6	2/8	2/10	3/0	12"	14"	2/6	2/8	2/10	3/0
DRS40 BLANK TOP				●	●	●				●	●	●
DRS40 (23 x 37 CUT OUT)				●		●						
DRS40 (23 x 37 CUT OUT LOCK, DEADBOLT, HINGED PREPPED)				●								
DRS41 TRUE 4-PANEL						●				●		●
DRS49 3/4 4-PANEL				●		●						
DRS6C CRAFTSMAN						●						
DRS80 8-PANEL CENTER ARCH						●						
DRS90 9-PANEL						●						
SLS00 SIDELIGHT FLUSH	●	●										
SLS00 SIDELIGHT (8 X 65 CUT OUT)	●	●					●	●				
SLS49 SIDELIGHT (9 X 49 CUT OUT)	●	●										
SLS60 SIDELIGHT (9 X 37 CUT OUT)	●	●										



When purchasing SKUs for the High Velocity Hurricane Zone (HVHZ) please indicate "IR" in your SKU when ordering. High Velocity approved door slabs can be used for Wind-borne Debris units. Many sizes or designs not shown as stock can be special ordered.



IMPACT FIBERGLASS SMOOTH SKIN 6/8 Doors

IMPACT FIBERGLASS SMOOTH SKIN 6/8 Doors



DRS40
BLANK TOP



DRS41
TRUE 4-PANEL



DRS49
3/4 4-PANEL



DRS6C
CRAFTSMAN



DRS80
8-PANEL CENTER ARCH



DRS90
9-PANEL



SLS00
SIDELIGHT



SLS00
SIDELIGHT
(CUTOUT 8X65)



SLS49
SIDELIGHT
(CUTOUT 9X49)



SLS60
SIDELIGHT
(CUTOUT 9X37)



Fiberglass smooth skin 8/0

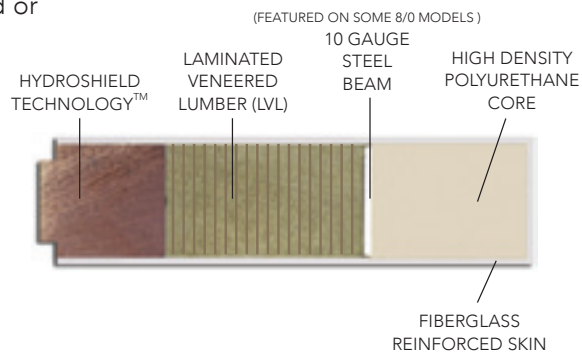
These doors are scratch-resistant! Patented, pre-pigmented white skin infuses the door white through and through. Can be painted or faux finished to coordinate with your home decor.

All door panels are sold unfinished. Natural color of smooth is white.

RESIDENTIAL 25 YEAR LIMITED WARRANTY

FIRE RATED DOORS CAN BE SPECIAL ORDERED, MINIMUM QUANTITIES MAY APPLY.

MEETS ENERGY STANDARDS



FIBERGLASS SMOOTH SKIN 8/0

PART NUMBER	WBD IMPACT							HVHZ IMPACT						
	12"	14"	2/0	2/4	2/6	2/8	2/10	3/0	12"	14"	2/6	2/8	2/10	3/0
DRS0080 FLUSH			•	•	•	•	•	•			•	•	•	•
DRS0080 FLUSH (23 x 81 CUT OUT, NO PREP)						•	•	•						•
DRS0080 FLUSH (21 x 81 NO PREP)					•									
DRS0080 FLUSH (15 x 81 NO PREP)			•											
DRS2980 2-PANEL						•		•						•
DRS2B80 2-PANEL SQUARE TOP						•		•						•
DRS2D80 2-PANEL ARCHED TOP						•		•						
DRS2G80 2-PANEL ARCHED TOP PLANK								•						•
DRS3080 3-PANEL						•		•						
DRS4180 TRUE 4-PANEL						•		•						
DRS6080 6-PANEL					•	•		•			•	•		•
SLS0080 SIDELIGHT FLUSH	•	•												
SLS0080 SIDELIGHT FLUSH (9 X 81 CUT OUT)	•	•												
SLS3080 SIDELIGHT 1-PANEL (8 X 65 CUT OUT)	•	•												



When purchasing SKUs for the High Velocity Hurricane Zone (HVHZ) please indicate "IR" in your SKU when ordering. High Velocity approved door slabs can be used for Wind-borne Debris units. Many sizes or designs not shown as stock can be special ordered.

IMPACT FIBERGLASS SMOOTH SKIN 8/0 Doors

IMPACT FIBERGLASS SMOOTH SKIN 8/0 Doors



DRS0080 FLUSH DRS2980 2-PANEL DRS2B80 2-PANEL SQUARE TOP DRS2D80 2-PANEL ARCHED TOP DRS2G80 2-PANEL ARCHED TOP PLANK



DRS3080 3-PANEL DRS4180 TRUE 4-PANEL DRS6080 6-PANEL SLS0080 SIDELIGHT SLS0080 SIDELIGHT (CUTOUT 9x81) SLS3080 SIDELIGHT (CUTOUT 8X65)




Nova 90



- STILE CAP HYDROSHIELD TECHNOLOGY
- FULL LENGTH LVL REINFORCEMENT (Hinge & Strike side, for extra rigidity)
- INSULATED 1" GLASS
- COMPRESSION MOLDED FIBERGLASS SKIN
- BRUSH FINISHED TEXTURE
- INTEGRALLY MOLDED GLASS STOP
- HIGH DENSITY POLYURETHANE FOAM

All door panels are sold unfinished.
Natural color of smooth is white brushed finish.



SDL BARS HAVE BRUSHED FINISH TO MATCH THE NOVA 90 BRUSHED SKIN




Nova 90

BHI installs SDL bars on door slabs for door shops that want this service and want to pre-hang their own unit.



NOVA 90 1-LITE LOW-E 366 DIRECT GLAZED IMPACT DOORS

NOVA 90 1-LITE LOW-E 366 DIRECT GLAZED IMPACT DOORS



6/8 Doors



DRS1SLIR
NOVA 90
1 LITE



SLS1SLIR
NOVA 90
SIDELIGHT

8/0 Doors

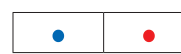


DRS1SL80LIR
NOVA 90
1 LITE



SLS1S80LIR
NOVA 90
SIDELIGHT

PART NUMBER	HEIGHT	WBD IMPACT							HVHZ IMPACT						
		12"	14"	2/0	2/6	2/8	2/10	3/0	12"	14"	2/0	2/6	2/8	2/10	3/0
DRS1SLIR Low-E 366	6/8										•	•	•	•	•
SLS1SLIR SIDELIGHT Low-E 366	6/8								•	•					
DRS1S80LIR Low-E 366	8/0										•	•	•	•	•
SLS1S80LIR SIDELIGHT Low-E 366	8/0								•	•					
DRS1STLIR	6/8													•	•
DRS1ST80LIR	8/0													•	•



When purchasing SKUs for the High Velocity Hurricane Zone (HVHZ) please indicate "IR" in your SKU when ordering. High Velocity approved door slabs can be used for Wind-borne Debris units. Many sizes or designs not shown as stock can be special ordered.




Nova 90



- STILE CAP HYDROSHIELD TECHNOLOGY
- FULL LENGTH LVL reinforcement (Hinge & Strike side, for extra rigidity)
- INSULATED 1" GLASS
- COMPRESSION MOLDED FIBERGLASS SKIN
- BRUSH FINISHED TEXTURE
- INTEGRALLY MOLDED GLASS STOP
- HIGH DENSITY POLYURETHANE FOAM

All door panels are sold unfinished.
Natural color of smooth is white brushed finish.



SDL BARS HAVE BRUSHED FINISH TO MATCH THE NOVA 90 BRUSHED SKIN



Nova 90

BHI installs SDL bars on door slabs for door shops that want this service and want to pre-hang their own unit.




NOVA 90 1-LITE LOW-E 272 DIRECT GLAZED NON-IMPACT DOORS

NOVA 90 1-LITE LOW-E 272 DIRECT GLAZED NON-IMPACT DOORS



6/8 Doors



DRS1SL
NOVA 90
1 LITE



SLS1SL
NOVA 90
SIDELIGHT

8/0 Doors



DRS1S80L
NOVA 90
1 LITE



SLS1S80L
NOVA 90
SIDELIGHT

PART NUMBER	HEIGHT	WBD NON-IMPACT							HVHZ NON-IMPACT						
		12"	14"	2/0	2/6	2/8	2/10	3/0	12"	14"	2/0	2/6	2/8	2/10	3/0
DRS1SL Low-E 272	6/8										●	●	●	●	●
SLS1SL SIDELIGHT Low-E 272	6/8								●	●					
DRS1S80L Low-E 272	8/0										●	●	●	●	●
SLS1S80L SIDELIGHT Low-E 272	8/0								●	●					



When purchasing SKUs for the High Velocity Hurricane Zone (HVHZ) please indicate "IR" in your SKU when ordering. High Velocity approved door slabs can be used for Wind-borne Debris units. Many sizes or designs not shown as stock can be special ordered.

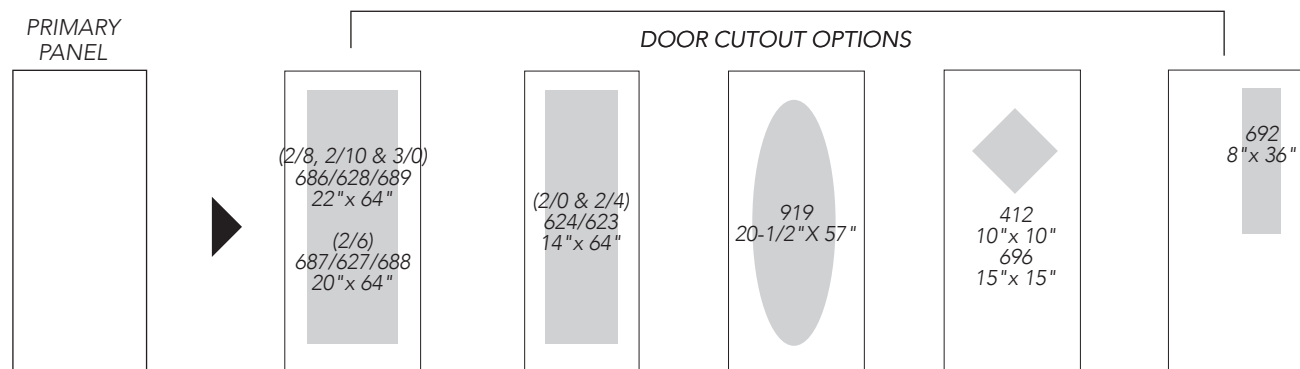
SPECIFICATIONS DOOR PANEL & GLASS SIZE OPTIONS

SPECIFICATIONS DOOR PANEL & GLASS SIZE OPTIONS

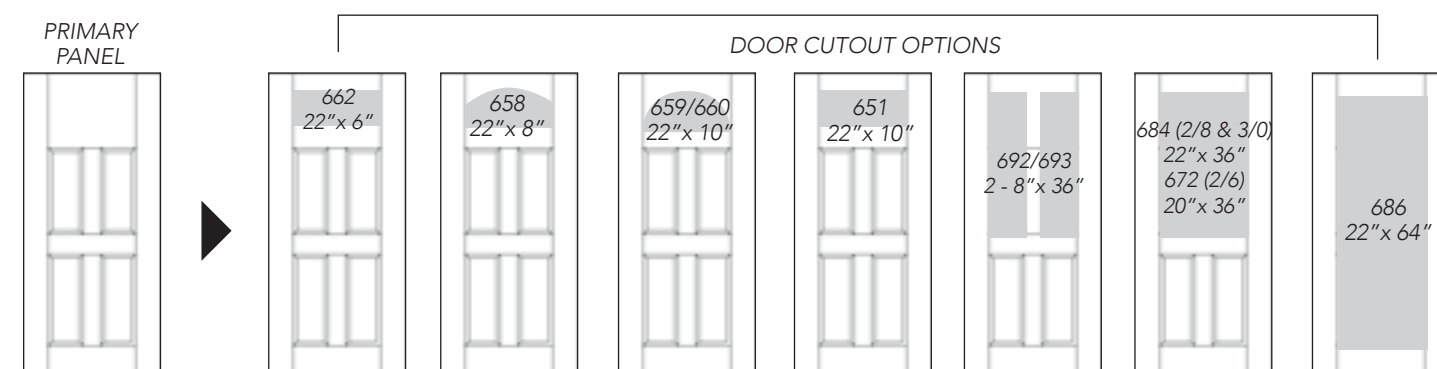
CUTOUTS ARE 1" LARGER THAN GLASS SIZE

CUTOUTS ARE 1" LARGER THAN GLASS SIZE

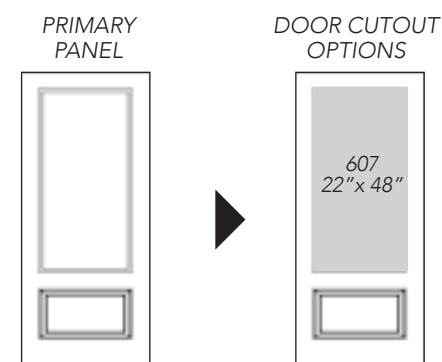
6/8 FLUSH DRS/DRG00



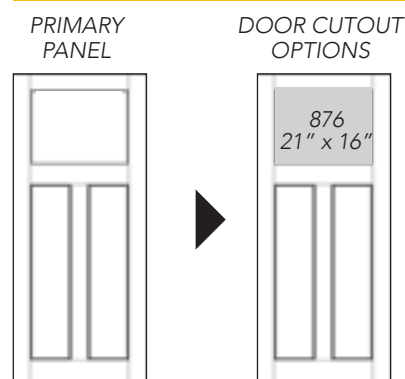
6/8 4-PANEL BLANK TOP DRS/DRG40



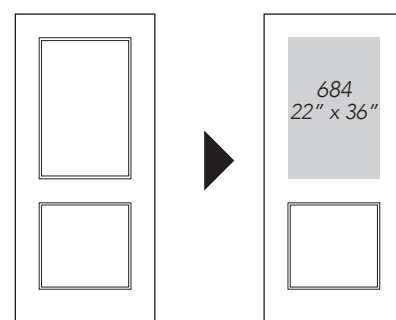
6/8 2-PANEL DRS/DRG29



6/8 SHAKER DRS3F/DRF3F

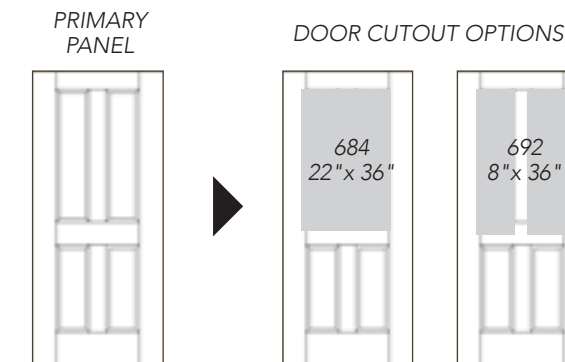


6/8 SHAKER DRSK2

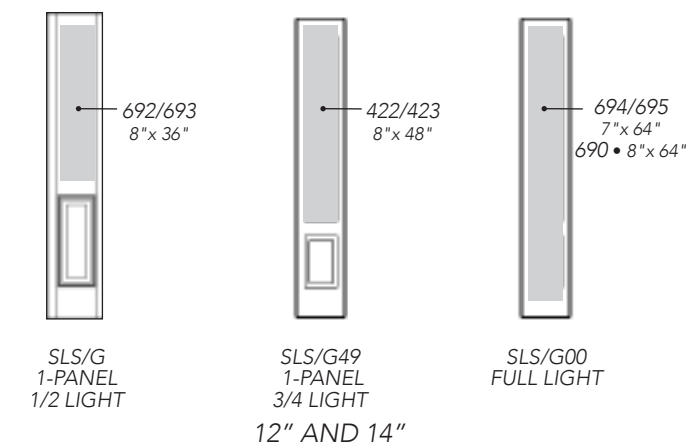


SMOOTH
OR FIR

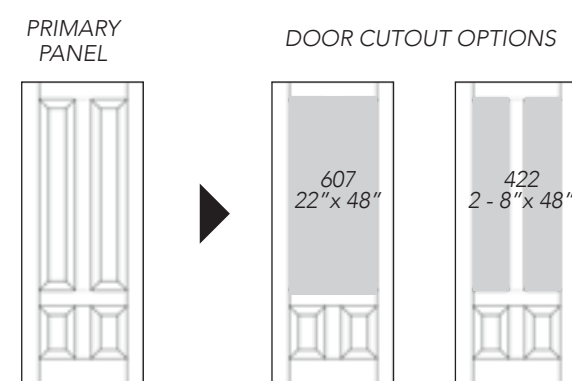
6/8 TRUE 4-PANEL DRS/DRG41



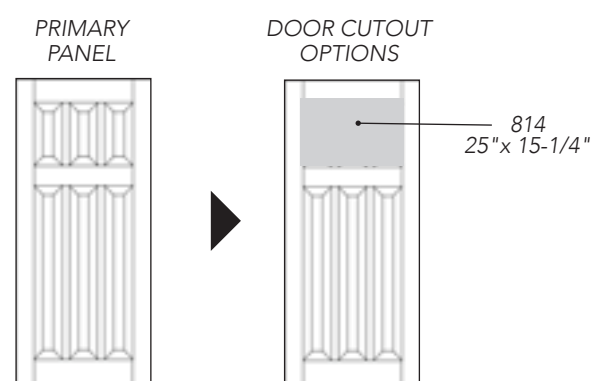
6/8 SIDELIGHTS SMOOTH/WOODGRAIN



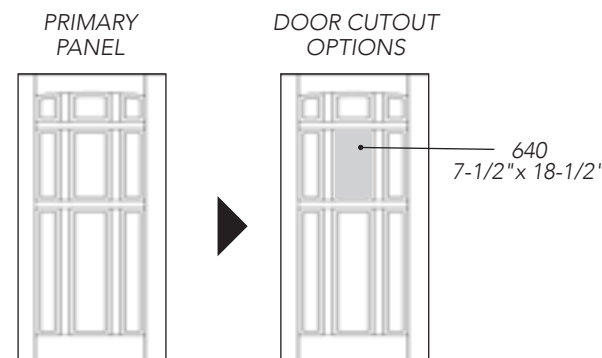
6/8 3/4 4-PANEL DRS/DRG49



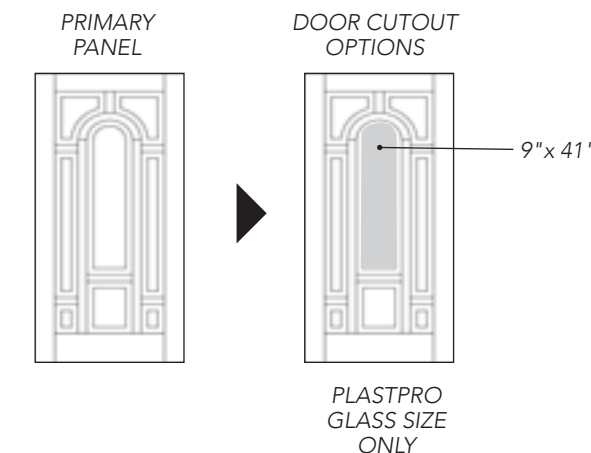
6/8 CRAFTSMAN DRS/DRG6C



6/8 9-PANEL DRS/DRG90



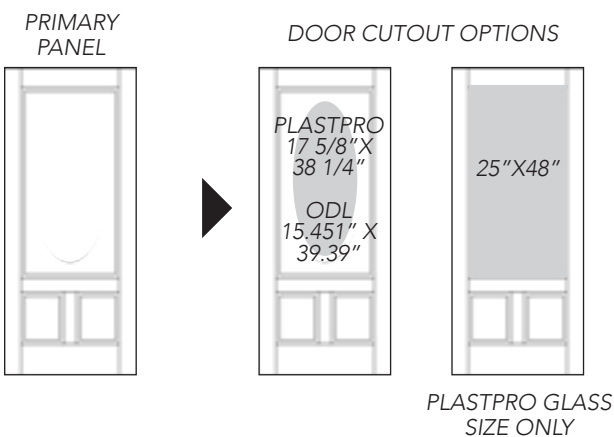
6/8 DRS/DRG80



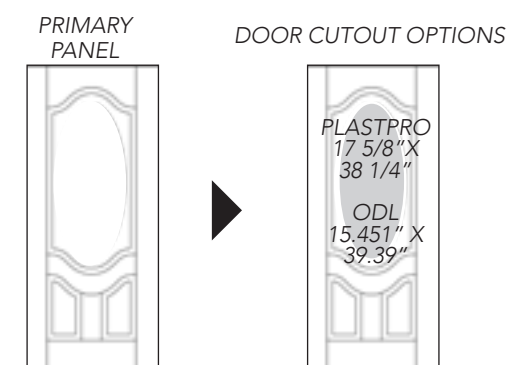
SPECIFICATIONS DOOR PANEL & GLASS SIZE OPTIONS

CUTOUTS ARE 1" LARGER THAN GLASS SIZE

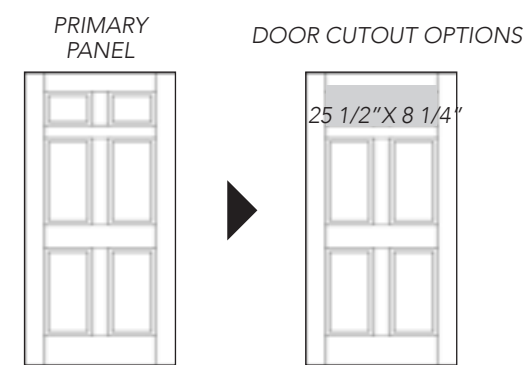
6/8 3/4 ELITE DRS3E



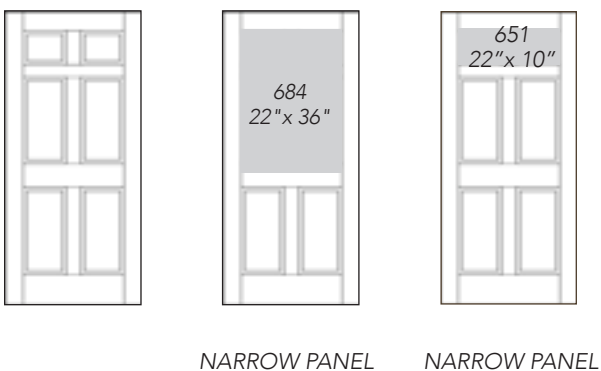
6/8 3/4 PREMIUM DRS/DRG3P



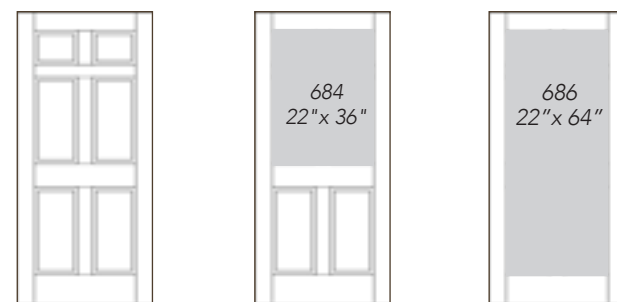
6/8 6-PANEL DRS/DRG60



6/8 6-PANEL UTILITY DRS/DRG63



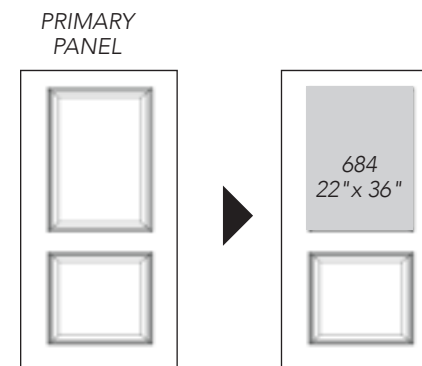
6/8 6-PANEL UTILITY DRS/DRG61



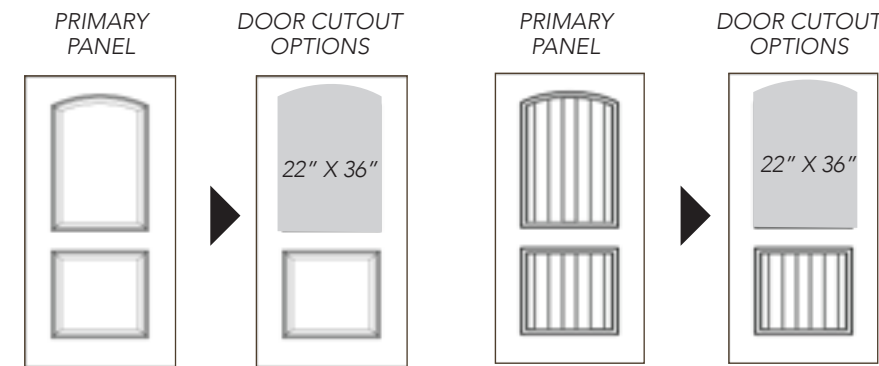
SPECIFICATIONS DOOR PANEL & GLASS SIZE OPTIONS

CUTOUTS ARE 1" LARGER THAN GLASS SIZE

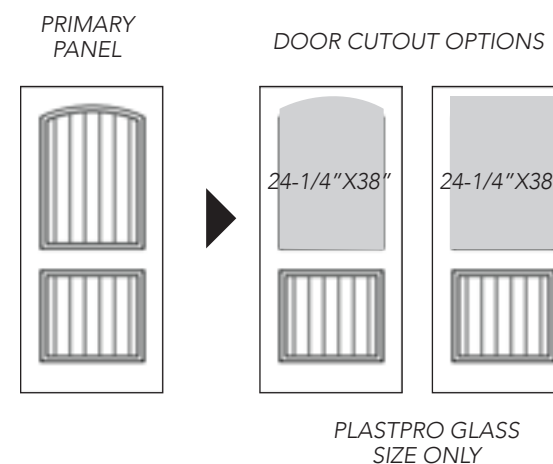
6/8 2-PANEL SQUARE TOP DRS2B



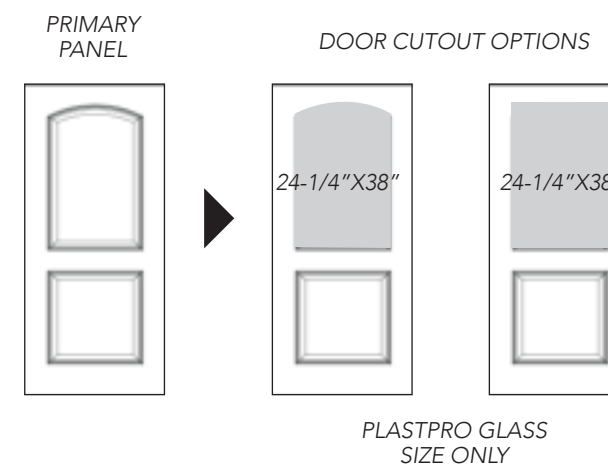
6/8 2-PANEL ARCH TOP DRS2D/DRS2G (PLANK)



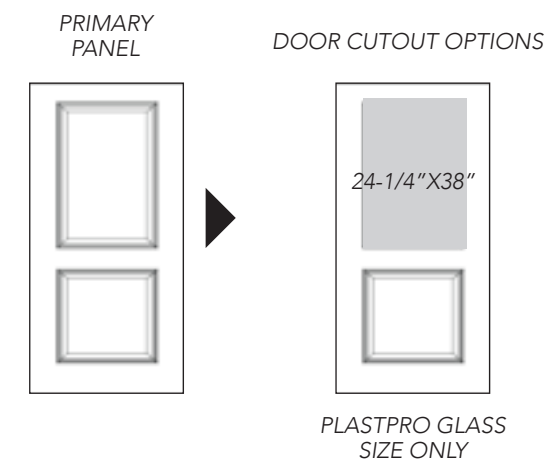
6/8 RUSTIC PLANK 2-PANEL ARCH DRA2A



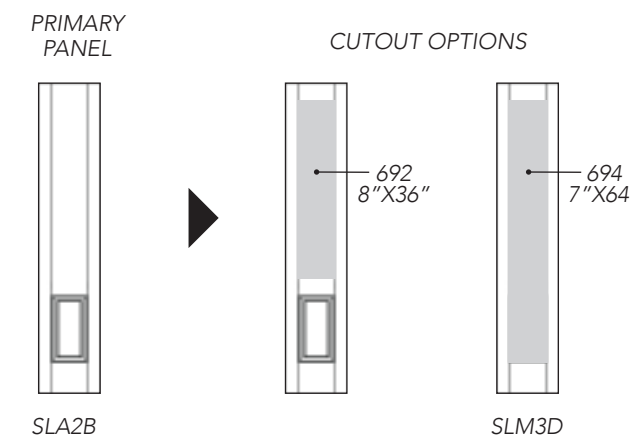
6/8 RUSTIC 2-PANEL ARCH DRA2D



6/8 RUSTIC 2-PANEL SQUARE DRA2B



6/8 RUSTIC SIDELIGHT SLA2B



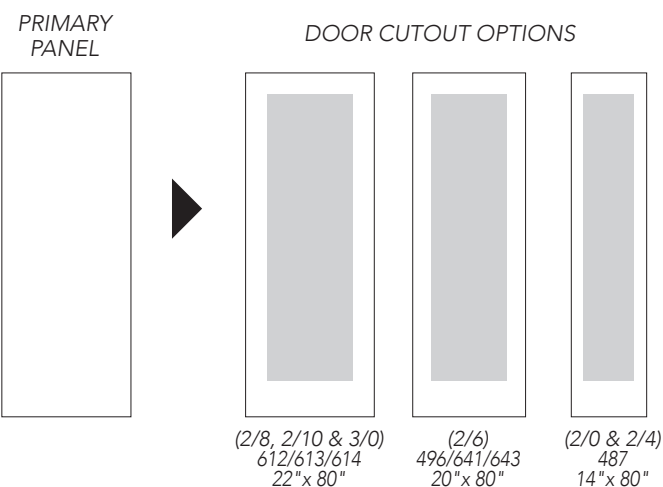
SPECIFICATIONS DOOR PANEL & GLASS SIZE OPTIONS

SPECIFICATIONS DOOR PANEL & GLASS SIZE OPTIONS

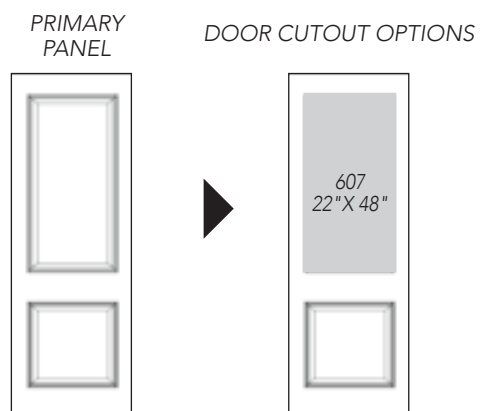
CUTOUTS ARE 1" LARGER THAN GLASS SIZE

CUTOUTS ARE 1" LARGER THAN GLASS SIZE

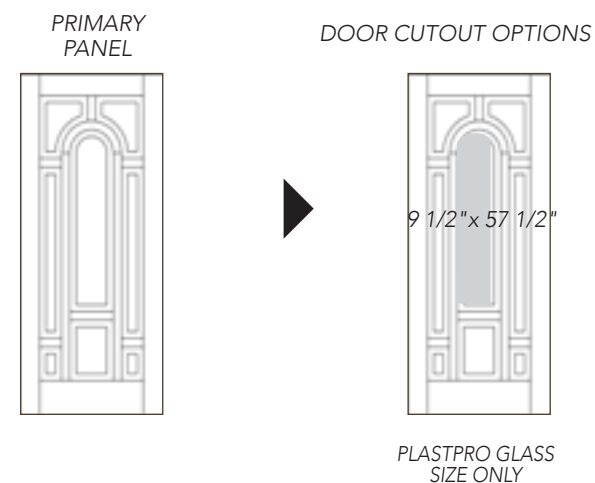
8/0 FLUSH DRS/DRG0080



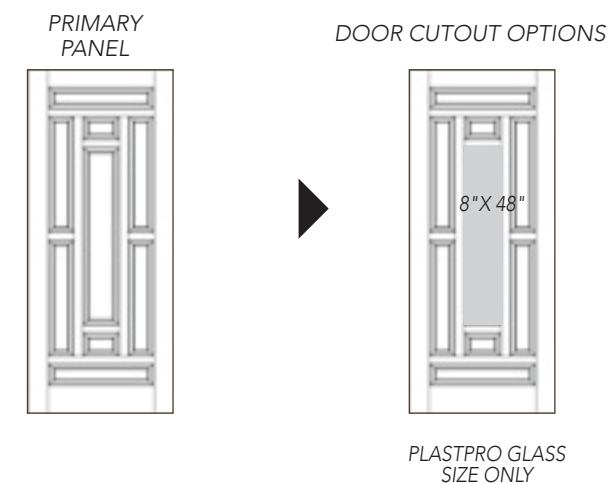
8/0 2-PANEL SQUARE TOP DRS/DRG2B80



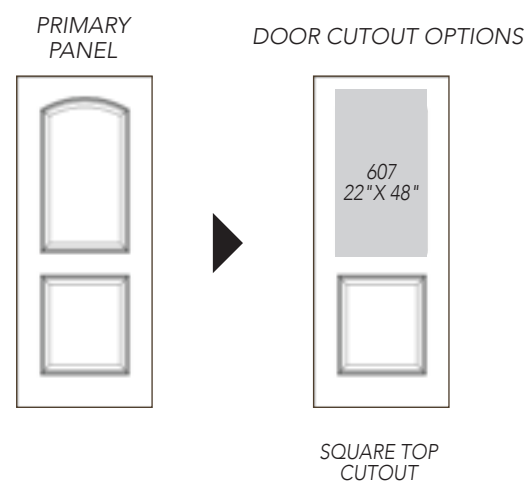
8/0 8-PANEL CENTER ARCH DRS/DRG8080



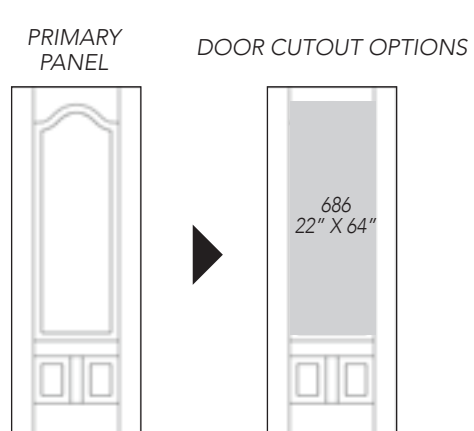
8/0 9-PANEL DRG9180



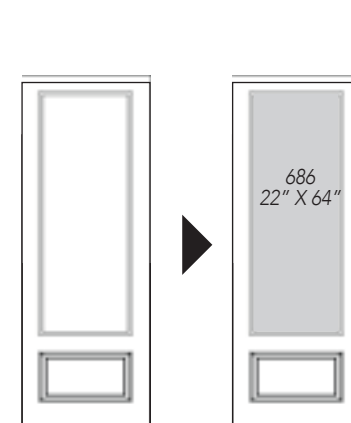
8/0 2-PANEL ARCH TOP DRS/DRG2D80



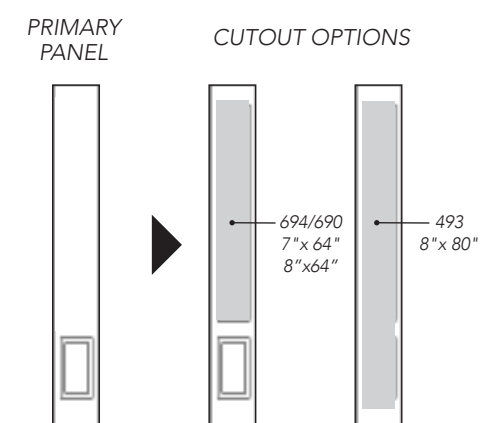
8/0 3-PANEL DRS/DRG3080



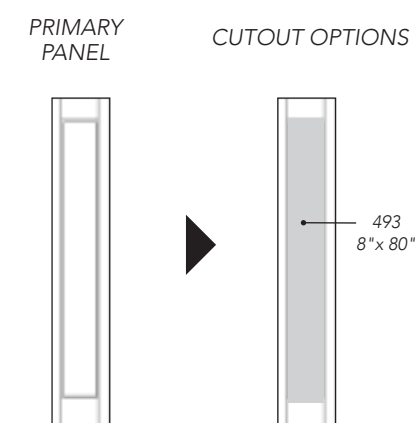
8/0 2-PANEL DRS/DRG2980



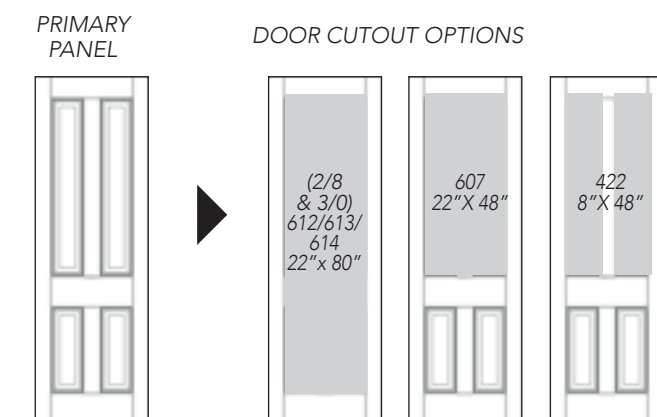
8/0 SIDELIGHT DRS/DRG



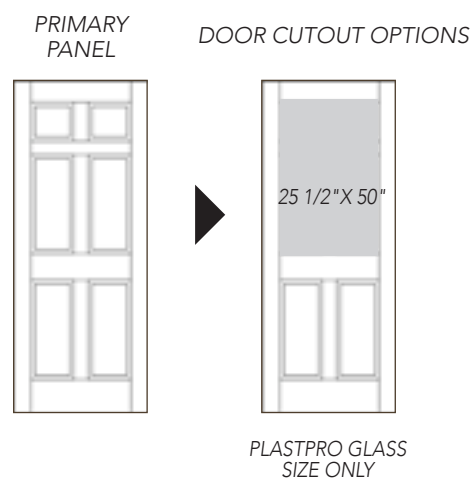
8/0 SIDELIGHT RUSTIC SLM6080



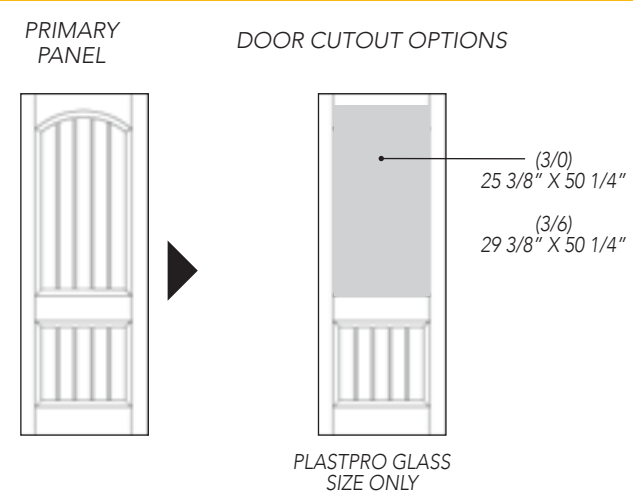
8/0 TRUE 4-PANEL DRS/DRG4180



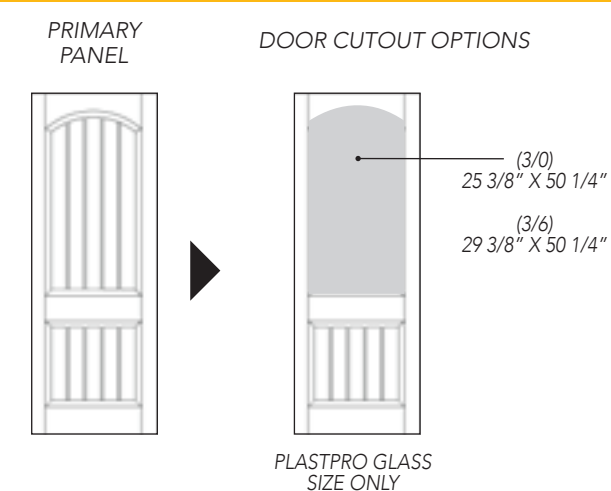
8/0 6-PANEL DRS/DRG6080



8/0 RUSTIC PLANK 2-PANEL SQUARE DRA2P80



8/0 RUSTIC PLANK 2-PANEL ARCH DRA2A80



6/6, 6/8 & 7/0 DOOR SPECIFICATIONS

8/0 DOOR SPECIFICATIONS

BHI STANDARD SPECS FOR PREPPED DOORS

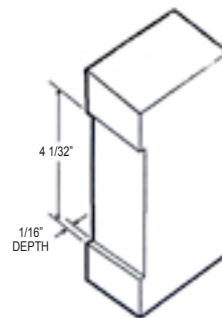
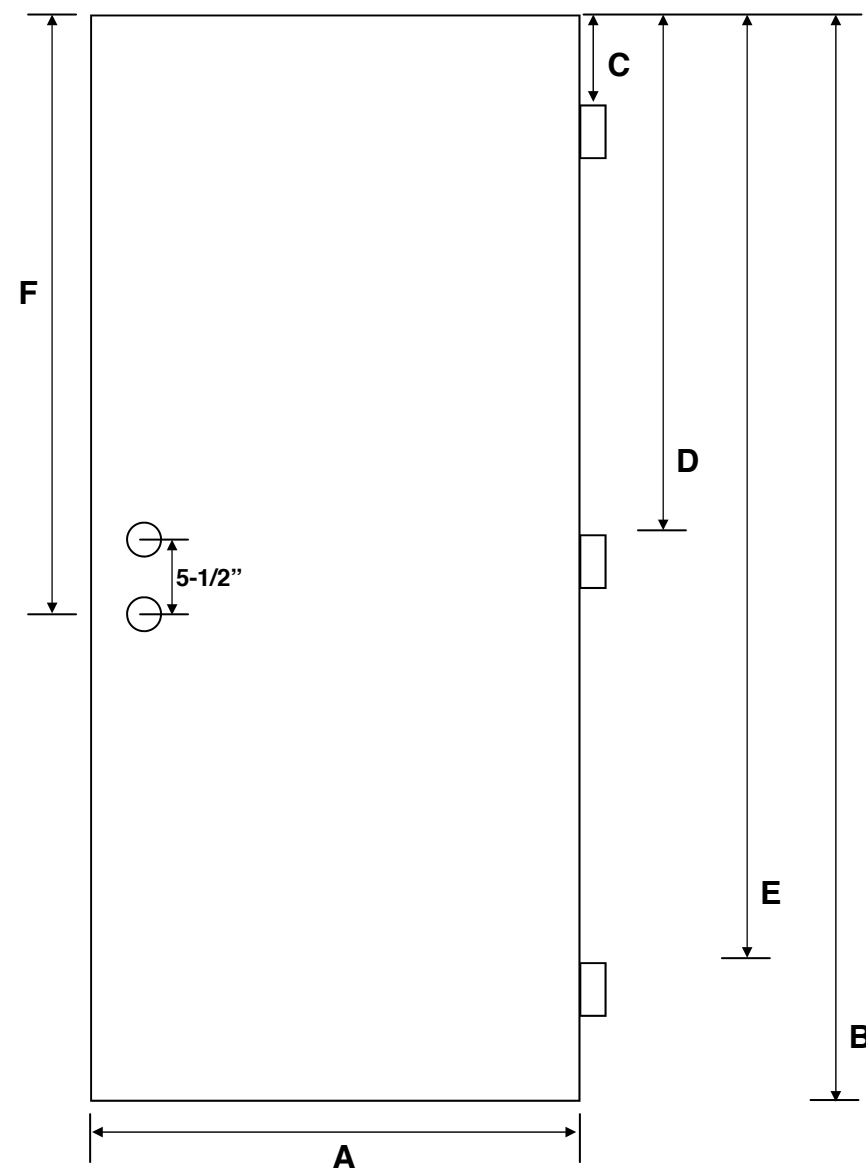
BHI STANDARD SPECS FOR PREPPED DOORS

Door Height	B	C	D	E	F
6/6	78"	6-7/16"	37-5/8"	68-13/16"	42-7/16"
6/8	79-1/4"	6-7/16"	37-5/8"	68-13/16"	43-11/16"
7/0	83-1/4"	6-7/16"	28-9/16"	50-11/16"	47-11/16"

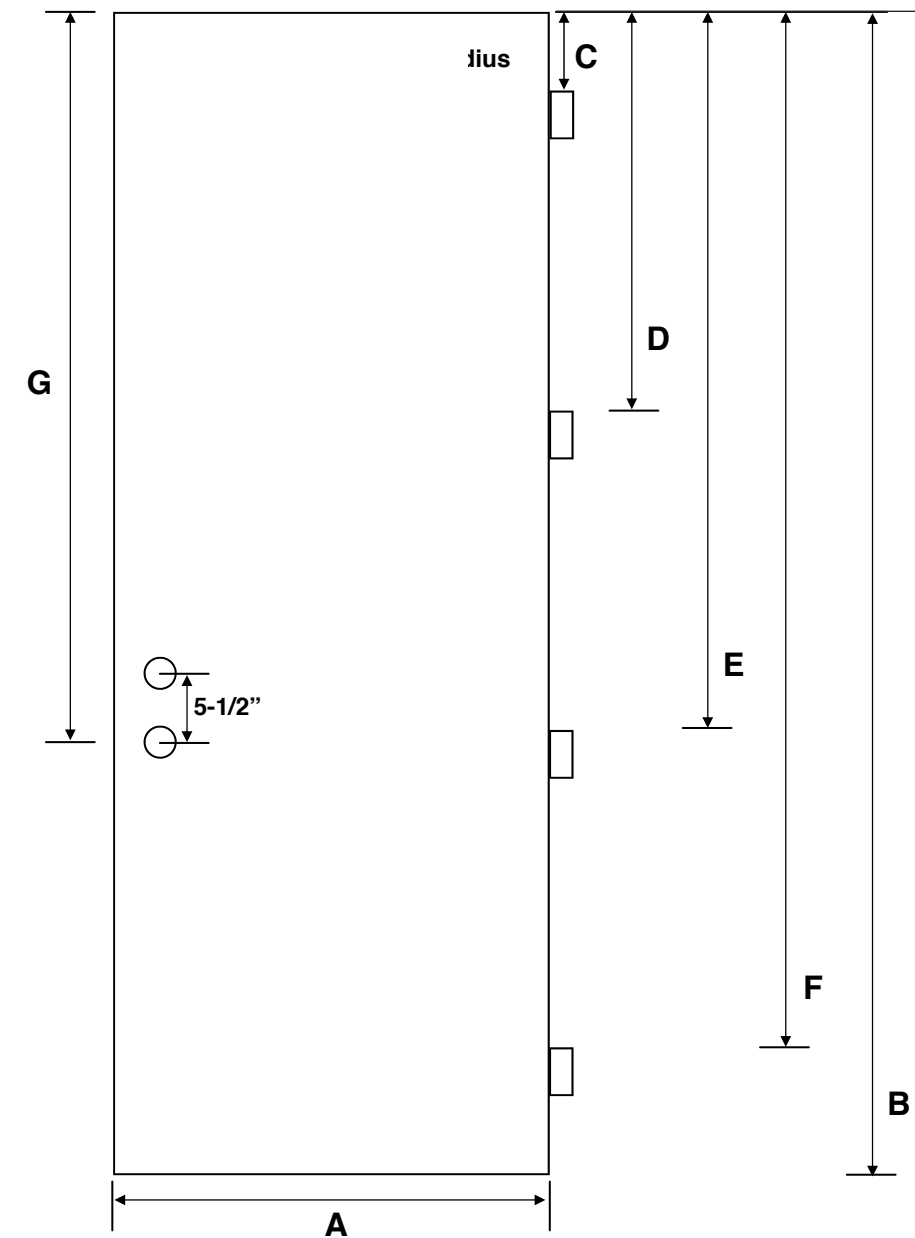
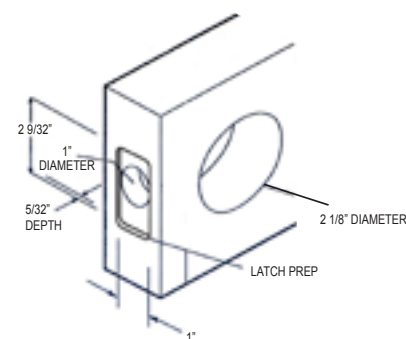
Door Width	A
2/0	23-3/4"
2/4	27-3/4"
2/6	29-3/4"
2/8	31-3/4"
2/10	33-3/4"
3/0	35-3/4"
3/6	41-3/4"

Door Height	B	C	D	E	F	G
8/0	95-1/4"	6-7/16"	32-9/16"	58-11/16"	84-13/16"	59-11/16"

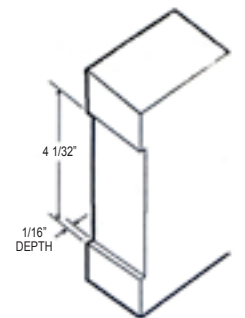
Door Width	A
2/0	23-3/4"
2/4	27-3/4"
2/6	29-3/4"
2/8	31-3/4"
2/10	33-3/4"
3/0	35-3/4"
3/6	41-3/4"



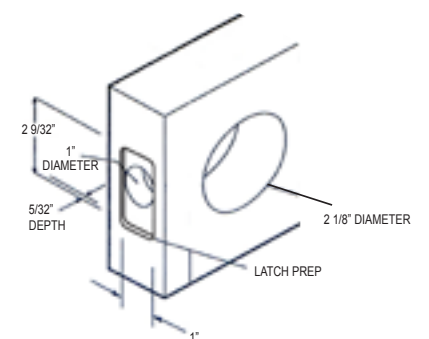
LOCK PREP



HINGE PREP - PASS THROUGH



LOCK PREP



DOOR SPECIFICATIONS

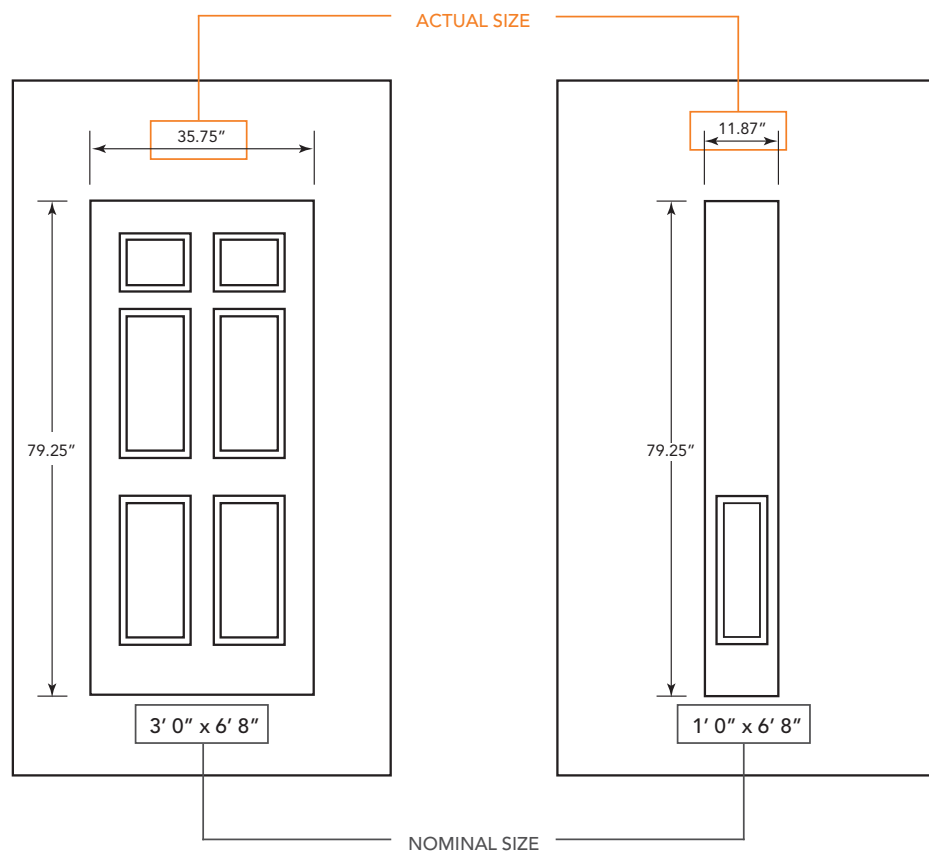
For cutout sizes of doors, please refer to the Specification Guide pages 20-25.

PLASTPRO DOOR SIZES				
WIDTH		X	HEIGHT	
2' 0"	23 3/4"		X	6' 8"
2' 4"	27 3/4"	7' 0"		83 1/4"
2' 6"	29 3/4"	8' 0"		95 1/4"
2' 8"	31 3/4"			
2' 10"	33 3/4"			
3' 0"	35 3/4"			
3' 6"	41 3/4"			

■ Nominal Size ■ Actual Size
Door Thickness: 1 3/4"

PLASTPRO SIDELITE SIZES				
WIDTH		X	HEIGHT	
1' 0"	11 7/8"		X	6' 8"
1' 2"	13 7/8"	7' 0"		83 1/4"
		8' 0"		95 1/4"

■ Nominal Size ■ Actual Size
Sidelite Thickness: 1 3/4"



Doors can be cut down for special heights.

Full composite factory rail available for cut and rerailed doors when cut down more than 5/8\".



TESTING INFORMATION



Plastpro doors meet specific requirements for; sawing, planing, routing, boring, drilling, chiseling, structural design load, water resistance, air infiltration and impact ratings. For more specific results please see <https://buildershardwareflorida.com/resources>

ASTM D1761	SCREW HOLDING CAPACITY
NWWDA TM-7	CYCLE SLAM TEST
NWWDA TM-8	HINGE LOAD RESISTANCE TEST
ASTM E 283	AIR INFILTRATION
ASTM E 331 / E 547	WATER RESISTANT
ASTM E 330	UNIFORM STRUCTURAL LOAD
ASTM E1886 / E1996	IMPACT / CYCLE TEST
AAMA 1304	FORCED ENTRY RESISTANCE TEST
TAS 201	IMPACT TEST
TAS 202	AIR / WATER / STRUCTURAL TEST
TAS 203	WIND PRESSURE CYCLE TEST
NFRC 100 / 200 / 500	ENERGY EFFICIENCY
STC / OITC	SOUND TRANSMISSION
ULC 10 C / NFPA 252 / ASTM E 2074	FIRE RATED
CDPH / EHLB METHOD V1.1 2010	VOLATILE ORGANIC CHEMICAL EMISSION TEST
JIS Z 2801:2001	ANTIMICROBIAL PRODUCTS TEST
ASTM D1413-07	ANTIFUNGAL WOOD PLASTIC COMPOSITE TEST
ASTM E90	AIRBORNE SOUND TRANSMISSION LOSS
CSFM 12-7A-1	EXTERIOR WILDFIRE EXPOSURE TEST
AAMA 1702	EXTERIOR DOOR TEST FOR MANUFACTURED HOUSING
AAMA 920	OPERATING CYCLE TEST
AAMA / WDMA / CSA 101 / I.S./A440 (NAFS)	NORTH AMERICA PENETRATION TEST



95.25"

FIBERGLASS DOORS for the Door Shop



VOLUME 5